

GALLERY[®]

collection

3-LAYER CONSTRUCTION



America's Favorite Garage Doors[®]



Model GD2SU with Ultra-Grain[®]
Medium Finish Paint Option



clopay.com

GALLERY[®] collection

The Gallery[®] Collection three-layer construction provides exceptional strength, energy efficiency and dent resistance as well as a beautiful carriage house appearance. The 2" or 1-3/8" thickness of Intellicore[®] polyurethane or polystyrene insulation and thermal break makes these doors heat and cold resistant while the tongue-and-groove joint helps seal out wind, rain and snow. Available in short and long panels with multiple window options, the three-layer Gallery[®] Collection is virtually maintenance-free, so the first fabulous impression becomes a lasting impression.



intellicore[®]
insulation technology

Warmer. Quieter. Stronger.

Gallery[®] Collection doors featuring Intellicore[®] insulation technology represent the ultimate smart choice for homeowners. Clopay's Intellicore is a proprietary polyurethane foam that is injected into a garage door, expanding to fill the entire structure. The result is a door with incredible strength and durability. Its dense insulation also produces a quieter door, and with one of the industry's leading R-values of 18.4, it provides year-round comfort and improved energy efficiency. Smart, indeed.



3-Layer Construction

GD2SU & GD2LU MODELS	GD1SU & GD1LU MODELS	GD2SP & GD2LP MODELS	GD1SP & GD1LP MODELS
 2" POLYURETHANE INSULATION	 1 3/8" POLYURETHANE INSULATION	2" POLYSTYRENE INSULATION	1 3/8" POLYSTYRENE INSULATION
EFFICIENCY 18.4 R-VALUE	EFFICIENCY 12.9 R-VALUE	EFFICIENCY 9.0 R-VALUE	EFFICIENCY 6.5 R-VALUE

Calculated door section R-value is in accordance with DASMA TDS-163.



Model GD1LU, Long Windows with Rectangular Grilles

VINTAGE style with updated APPEAL

COLORS



- Exterior steel on standard color doors has a natural woodgrain texture.
- Doors can be painted to match the home's exterior using a high-quality latex exterior paint. Do not use oil-based paint.

**Popular in select markets, Glacier White is a brighter white.*

CUSTOM PAINT OPTION



Color Blast™ offers more than 1,500 Sherwin-Williams® color options to complement your home. Clopay's durable factory finish has been thoroughly tested and is backed by a five-year warranty.

ULTRA-GRAIN® PAINT OPTION



Ultra-Grain® Medium Finish



Ultra-Grain® Dark Finish



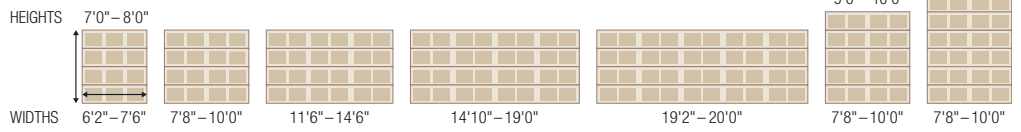
Ultra-Grain® Walnut Finish

- Painted steel surface simulates a real stained door without the need of staining and the ongoing maintenance of wood.
- Woodgrain runs horizontal on stiles and vertical on panels for an authentic, natural look.
- Available in Medium, Dark or Walnut finishes that complement Clopay Entry Doors, shutters and other exterior stained wood products.
- Exterior steel surface on an Ultra-Grain® painted door has a stucco texture to create a more natural woodgrain appearance.
- Window frames, grilles and inserts are color matched to coordinate with the Ultra-Grain® patterns. All window options are available.

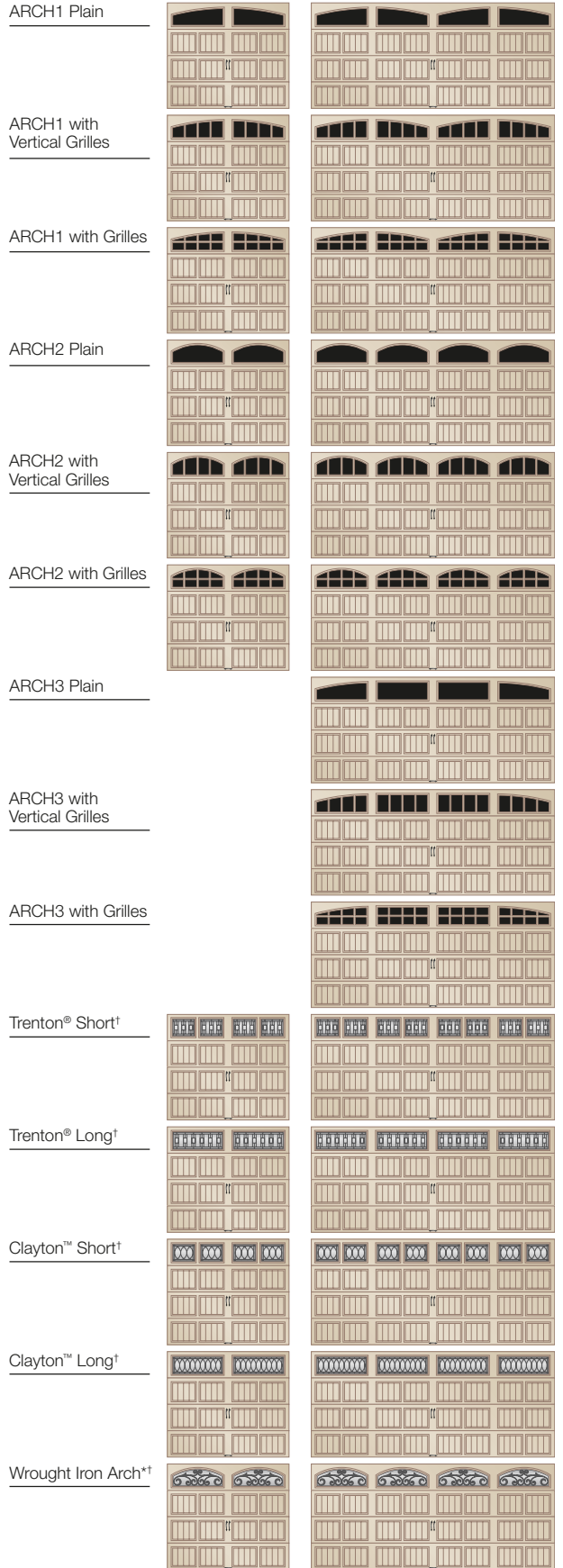
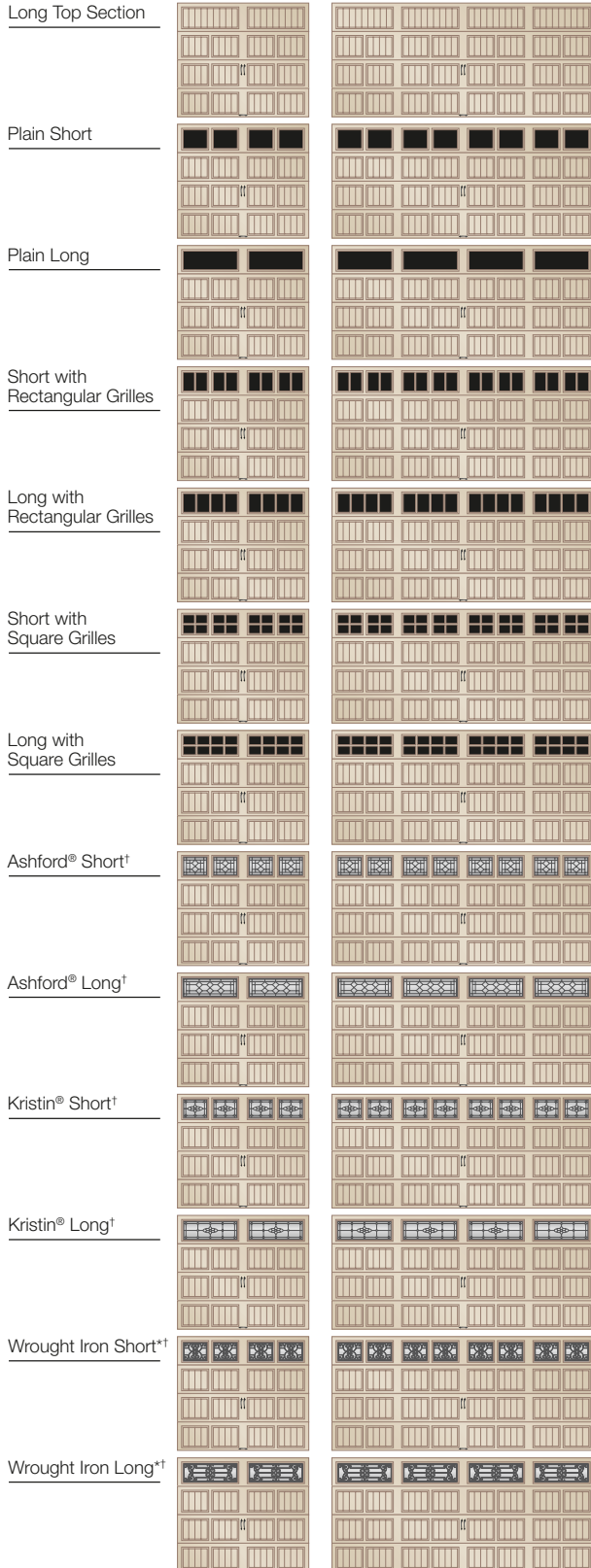
Not available on Models GD1SU and GD1LU.

SHORT PANEL WINDOW DESIGNS AND TOP SECTION OPTIONS

MODELS
GD1SP, GD1SU,
GD2SP AND GD2SU



Illustrations simplified for clarity.



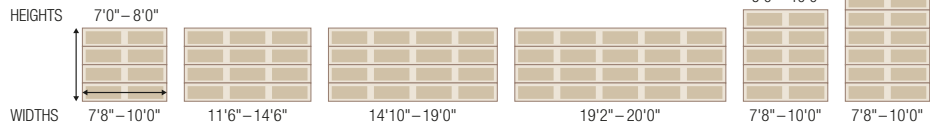
*Acrylic

†Complements Clopay Entry Door glass.

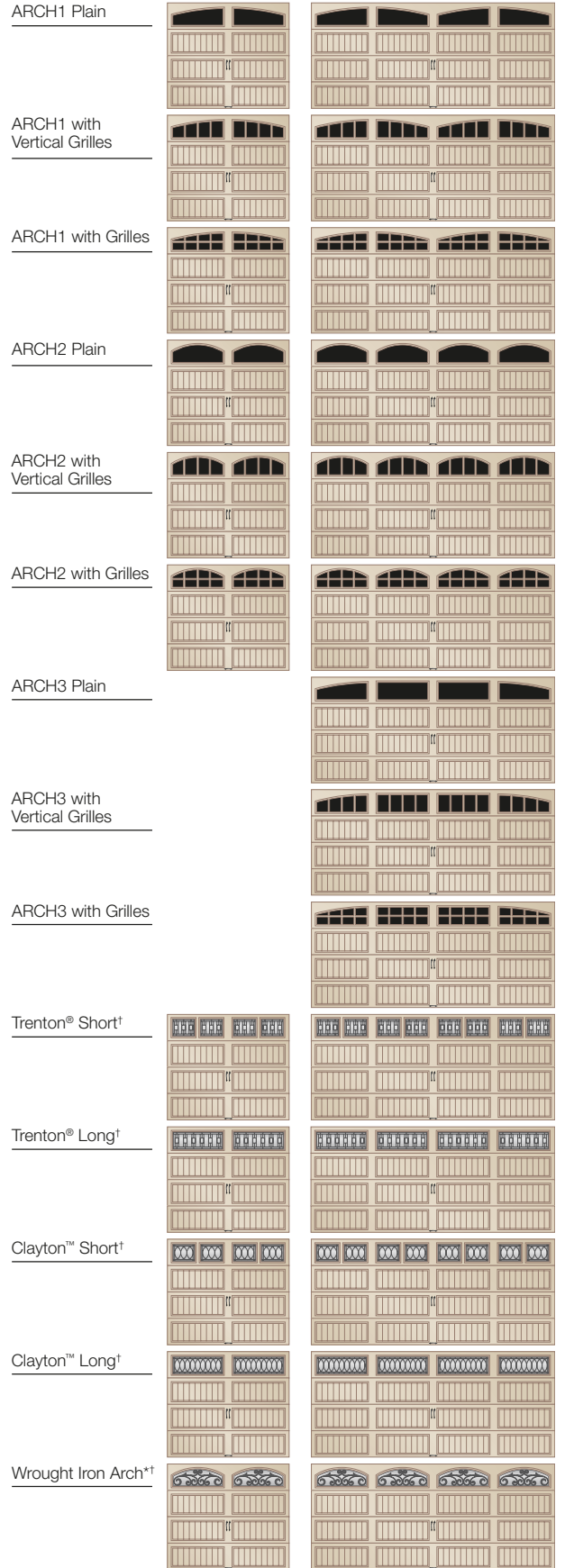
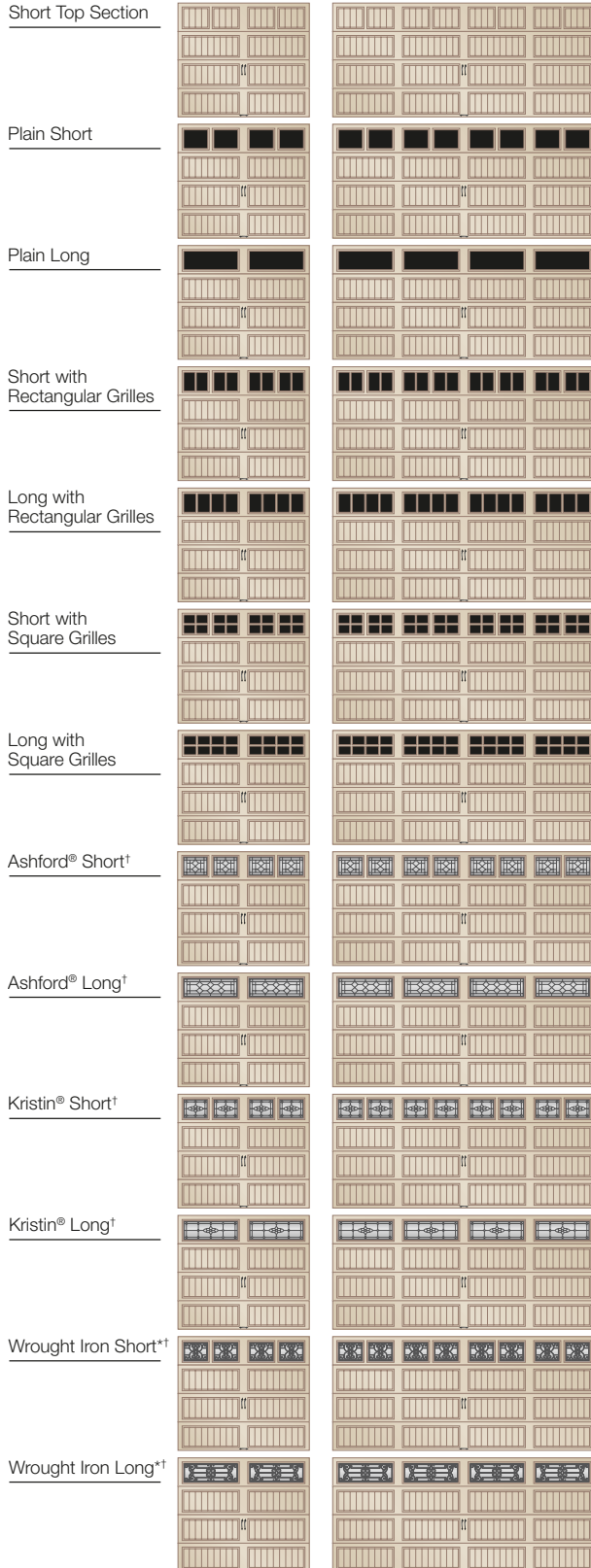
Note: Due to stile width restrictions, some odd size door widths may allow only for the installation of a single handle. See your Clopay Dealer for details.

LONG PANEL WINDOW DESIGNS AND TOP SECTION OPTIONS

MODELS
GD1LP, GD1LU,
GD2LP AND GD2LU



Illustrations simplified for clarity.



*Acrylic

†Complements Clopay Entry Door glass.

Note: Due to stile width restrictions, some odd size door widths may allow only for the installation of a single handle. See your Clopay Dealer for details.

Windows

GLASS



Plain Short



Plain Long



Short with Square Grilles



Ashford® Short*



Ashford® Long*



ARCH1 Plain



ARCH2 Plain



Short with Rectangular Grilles



Kristin® Short*



Kristin® Long*



ARCH1 with Grilles



ARCH2 with Grilles



Long with Square Grilles



Trenton® Short*



Trenton® Long*



ARCH1 with Vertical Grilles



ARCH2 with Vertical Grilles



Long with Rectangular Grilles



Clayton™ Short*



Clayton™ Long*

ACRYLIC



Wrought Iron Short*



Wrought Iron Long*



Wrought Iron Arch*

Long and short windows may be used in any Gallery® 3-layer model. Double strength glass is standard. Optional obscure, 3/4" insulated and 3/4" insulated obscure glass are available on all Gallery® 3-layer models, Wrought Iron and decorative grilles.

*Complements Clopay Entry Door glass.

Additional Features



Large authentic arch window designs. Ultra-Grain® window frames, grilles and inserts are color coordinated to Medium, Dark and Walnut finishes.

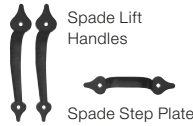


Energy-efficient thermal break. Polyurethane model shown.

- 2" or 1-3/8" thick sandwich construction consisting of exterior and interior steel skins filled with Intellicore® polyurethane or polystyrene insulation makes these doors strong, energy efficient and quiet.
- Hot-dipped galvanized steel interior and exterior skins with a baked-on primer and top coat help ensure a virtually maintenance-free door with long-lasting beauty.
- Nylon rollers are quiet and durable.
- Corrosion-resistant, aluminum bottom weatherseal retainer and vinyl astragal help seal out the elements.
- See your Clopay Dealer for WINDCODE® door availability.

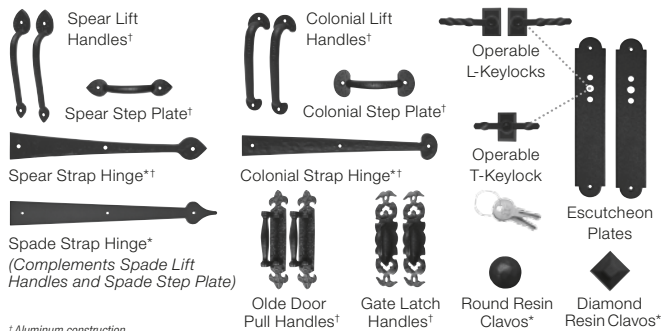
Decorative Hardware

STANDARD



Note: Decorative hardware options vary based on door widths. Standard hardware is not provided if a lock is chosen. See your Clopay Dealer for details.

OPTIONAL



* Aluminum construction.

* Door may not open properly if installed near the top depending on opening dimensions and lift type. See your Clopay Dealer for more details.

A FOCUS ON green.



Clopay is committed to designing, manufacturing and distributing garage doors that enhance the beauty, safety and value of your home while minimizing the impact on the environment.

The Gallery® Collection three-layer construction helps conserve natural resources by providing a durable, reliable, low-maintenance, energy efficient door. Long-lasting steel doors and hardware are impervious to moisture and will not rot, warp or crack, and the steel used in Clopay's doors is made from over 75% recycled content. All Clopay doors are made in the U.S., minimizing shipping, damage and handling.

For more details on Clopay's green practices visit clopaydoor.com/green.aspx

Warranties

PAINT SYSTEM	WINDOW	HARDWARE
LIMITED LIFE WARRANTY	LIMITED 10YR WARRANTY	LIMITED 3YR WARRANTY



For more detailed product specification information or availability of our Gallery® Collection Garage Doors, please contact your Clopay Dealer. To locate a dealer to help you select the right door for your home, just go to www.clopaydoor.com/dealer or call 1-800-2CLOPAY (225-6729).

Follow us on