

Windows

Inspired by current architectural trends, our windows add natural light to your garage while adding curb appeal to your home. All Clopay window frames are UV-protected and are color matched to our prefinished door colors. Window frames screw in from the inside for easy glass replacement or to change designs.

DECORATIVE WINDOWS

Available in short or long panel designs, Clopay's decorative windows are created to complement many home styles.

Available on These Models

9200 4300
9201 4301
9130 4050
9131 4051

Wrought Iron Series (Acrylic)
Short Panel Windows



Tuscany



Orleans

Leaded Series (Glass)
Short Panel Windows



Ashford® Carlisle® Kristin®



Roselle® Trenton®

Brilliance® Series (Glass)
Short Panel Windows



Solitaire Marquise Trillian

Palladian™ Series (Glass)
Short Panel Windows



Palladian™



Palladian™ with Grilles

Available on These Models

9200* 4300*
9201 4301
9203 4310
9130* 4050*
9131 4051
9133 4053

Wrought Iron Series (Acrylic)
Long and Flush Panel Windows




Tuscany




Orleans

Leaded Series (Glass)
Long and Flush Panel Windows



Ashford® Carlisle®



Kristin® Roselle®



Trenton®

Brilliance® Series (Glass)
Long and Flush Panel Windows



Solitaire Marquise



Trillian

Palladian™ Series (Glass)
Long Panel Windows



Palladian™



Palladian™ with Grilles

Palladian™ Series windows are available only on 2" thick doors. Palladian™ Series windows not available on Ultra-Grain® doors.

DECORATIVE INSERT SERIES WINDOWS

UV-protected cellular plastic insert designs snap into either the inside or outside of the window frame for easy cleaning or to change designs. Windows are offered in single strength, double strength, acrylic, obscure or insulated glass.

Available on These Models

9200 4300
9201 4301
9130 4050
9131 4051

Short Panel Windows



Plain Window[†] Cathedral 507 Charleston 508 Colonial 509

Prairie 510

Sunset 501[‡] (8', 9', 12', 16', 17', 18' widths only)

Sunset 502[‡] (7', 7'6", 12' widths only)



Sunset 503[‡] (8', 9', 16', 17', 18' widths only)



Sunset 504[‡] (14', 15', 15'6" widths only)



Sunset 505[‡] (16', 17', 18' widths only)



Sunset 506[‡] (10', 20' widths only)

Available on These Models

9200* 4300*
9201 4301
9203 4310
9130* 4050*
9131 4051
9133 4053

Long and Flush Panel Windows



Plain Window[†]

Cathedral 607

Charleston 608

Stockton 612

Prairie 610

Madison 611

Madison Arch 613



Sunset 601[‡]



Sunset 603[‡]



Sunset 605[‡]

ARCHITECTURAL SERIES WINDOWS

These windows are from Clopay's Architectural series, featuring a larger viewing area and available on select models and heights.

Available on These Models

9200* 9130*
9201 9131
9202 9132
9203 9133

Short Panel Windows



Wrought Iron Short (Acrylic)

Plain Short

Short with Rectangular Grilles

Short with Square Grilles



Ashford® Short



Trenton® Short

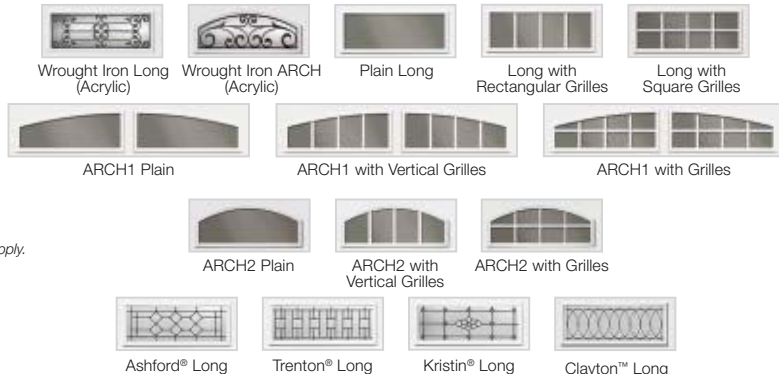


Kristin® Short



Clayton™ Short

Long and Flush Panel Windows



Wrought Iron Long (Acrylic)

Wrought Iron ARCH (Acrylic)

Plain Long

Long with Rectangular Grilles

Long with Square Grilles

ARCH1 Plain

ARCH1 with Vertical Grilles

ARCH1 with Grilles



ARCH2 Plain



ARCH2 with Vertical Grilles



ARCH2 with Grilles



Ashford® Long



Trenton® Long



Kristin® Long



Clayton™ Long

*Panel emboss may not align on long window with short panels. Some size limitations apply.

[†]Shown with clear glass. Acrylic and obscure glass optional.

[‡]Sunset windows not available on Ultra-Grain® doors.



Visit clopay.com or call 1-800-2CLOPAY (800-225-6729) for more information on Clopay, America's Favorite Garage Doors. Follow us on [f](#) [t](#) [y](#) [b](#) MADE IN USA